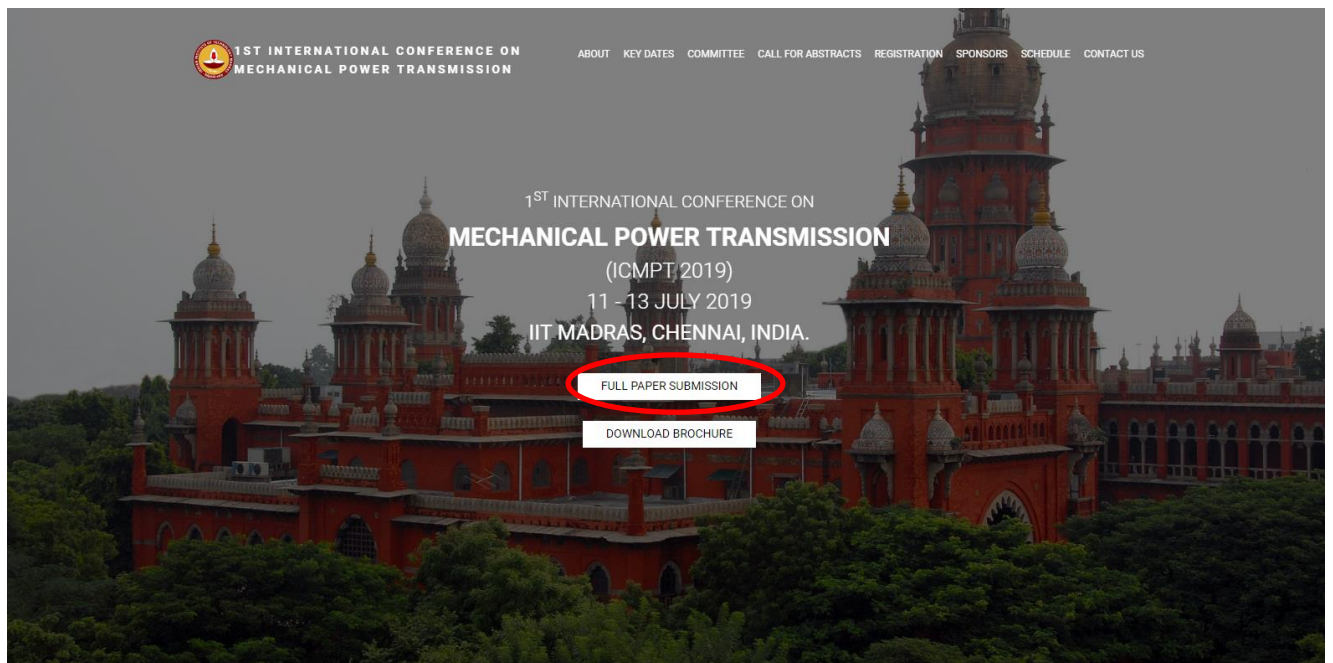
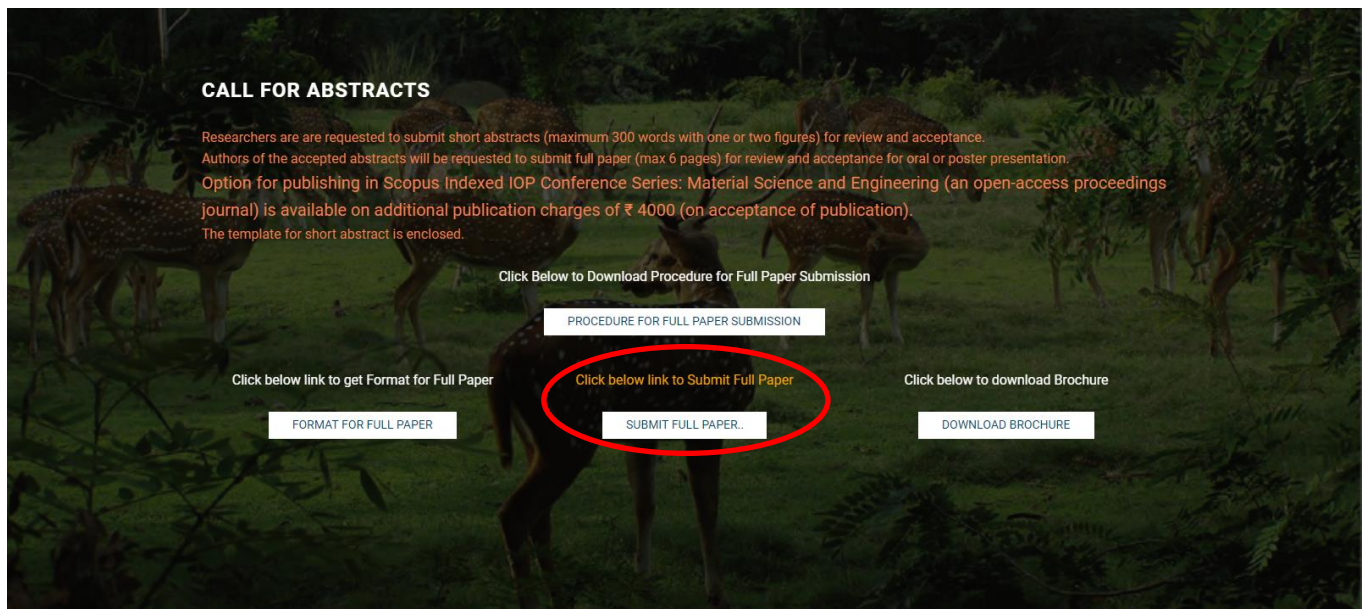


## STEP 1: Click on Full Paper Submission



## STEP 2: Click on Submit Full Paper



## STEP 3: Fill In the Google Form with Presenting Author Details and then click Submit

### Full Paper Submission

\*Required

Paper ID. \*  
179

**Presenting Author Details Only**

Name \*  
Naveen

Educational Qualification (Last Degree / Pursuing Degree) \*  
Ph.D

Designation (If student, please write student) \*  
Student

**Willingness To Present As**

(\* The final Oral / Poster Category will be decided by organizing committee. Both the Oral / Poster Category paper will be published in conference proceeding. )

Oral Category  
 Poster Category  
 Willing for both

Will you be interested in publishing this work (if reviewers recommend) in Scopus Indexed IOP Conference Series: Material Science and Engineering (an open-access proceedings journal with additional publication charges of Rs. 4000) \*  
 Yes  
 NO

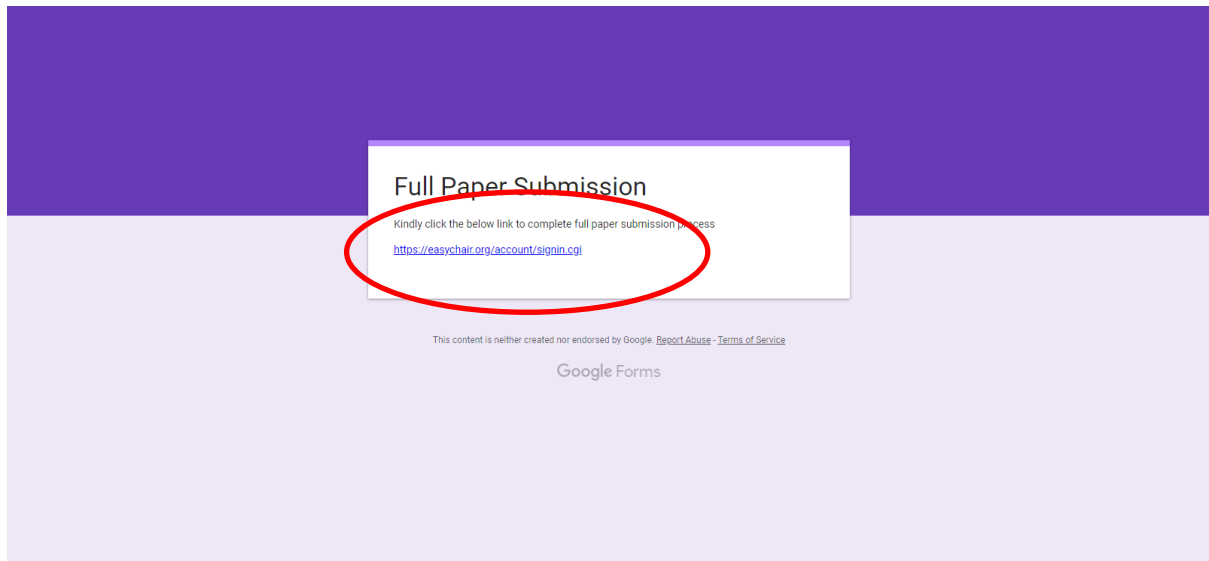
**SUBMIT**

Never submit passwords through Google Forms.

This content is neither created nor endorsed by Google. [Report Abuse](#) - [Terms of Service](#)

Google Forms

STEP 4: After Submitting the google form, Click on the Easy Chair link as shown below



STEP 5: Login to your Easy Chair Account.

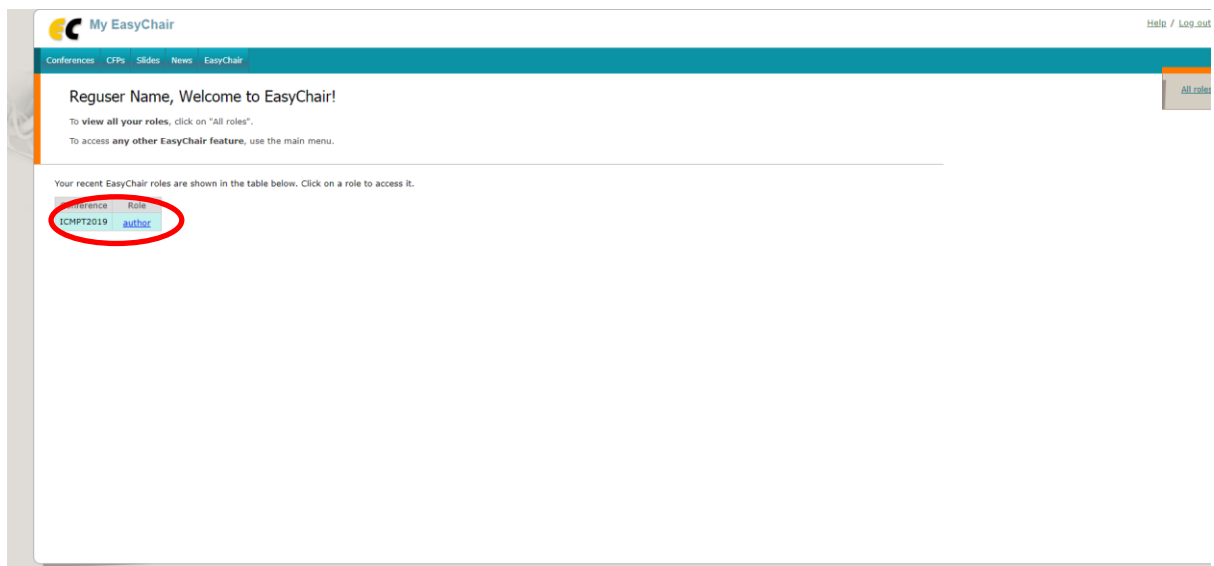


Log in to EasyChair

EasyChair uses cookies for user authentication. To use EasyChair, you should **allow your browser to save cookies from easychair.org**.

A screenshot of the EasyChair login form. It contains two input fields: "User name:" with the placeholder text "REG\_USER\_NAME" and "Password:" with masked characters "\*\*\*\*\*". Below these fields is a red "Log in" button. The entire login form area is circled in red. Below the form, there are three links: "If you have no EasyChair account, [create an account](#)", "Forgot your password? [click here](#)", and "Problems to log in? [click here](#)".

## STEP 6: Choose Enter as author



My EasyChair Hello / Log out

Conferences CFPs Slides News EasyChair

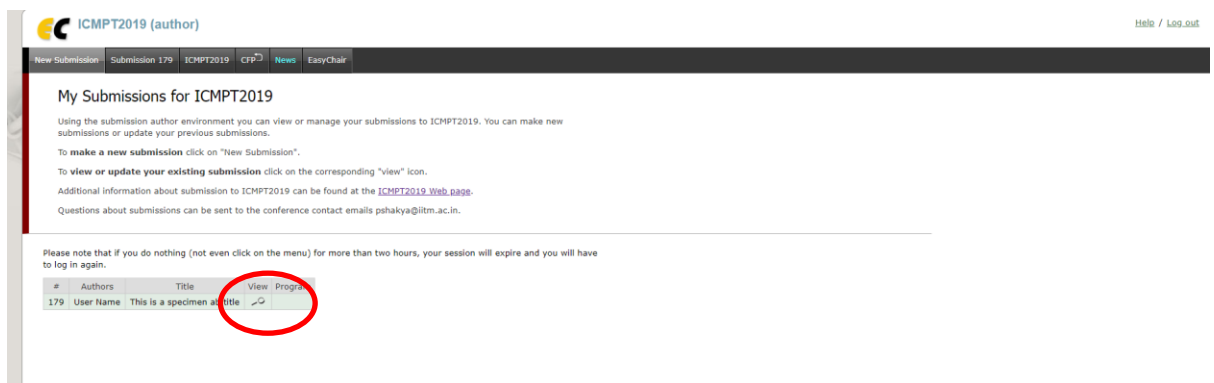
Reguser Name, Welcome to EasyChair!

To view all your roles, click on "All roles".  
To access any other EasyChair feature, use the main menu.

Your recent EasyChair roles are shown in the table below. Click on a role to access it.

Reference	Role
ICMPT2019	author

## STEP 7: Click on view



ICMPT2019 (author) Hello / Log out

New Submission Submission 179 ICMPT2019 CFP News EasyChair

### My Submissions for ICMPT2019

Using the submission author environment you can view or manage your submissions to ICMPT2019. You can make new submissions or update your previous submissions.


To **make a new submission** click on "New Submission".

To **view or update your existing submission** click on the corresponding "view" icon.

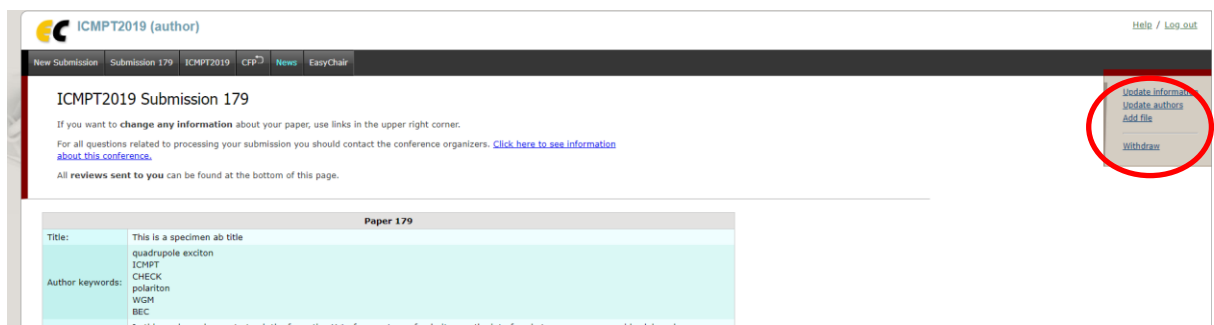
Additional information about submission to ICMPT2019 can be found at the [ICMPT2019 Web page](#).

Questions about submissions can be sent to the conference contact emails [pshakya@iitm.ac.in](mailto:pshakya@iitm.ac.in).

Please note that if you do nothing (not even click on the menu) for more than two hours, your session will expire and you will have to log in again.

#	Authors	Title	View	Progress
179	User Name	This is a specimen ab title		

## STEP 8: Select Add File



ICMPT2019 (author) Hello / Log out

New Submission Submission 179 ICMPT2019 CFP News EasyChair

### ICMPT2019 Submission 179

If you want to **change any information** about your paper, use links in the upper right corner.

For all questions related to processing your submission you should contact the conference organizers. [Click here to see information about this conference](#).

All **reviews sent to you** can be found at the bottom of this page.

**Paper 179**

Title:	This is a specimen ab title quadrupole exciton ICMPT
Author keywords:	CHECK polariton WGM BEC In this work we demonstrate ab the formation Y 1 of a new tvee of polariton on the interface between a cuorous oxide slab and a

[Update information](#)  
[Update authors](#)  
[Add file](#)  
[Withdraw](#)

Step 9: Choose the Full paper file and click Submit.

ICMPT2019 (author) Help / Log out

New Submission Submission 179 ICMPT2019 CFP2 News EasyChair

### Update a File for Submission 179

Use the form below to **upload or update** a file for your submission.

File	Admissible file extensions
<b>Paper.</b> Upload your paper. The paper must be in PDF format (file extension .pdf) Choose File   Paper ID-18 ... PT-2019.pdf	PDF (extension pdf)

**Submit**

Step 10: Your File has been uploaded.

ICMPT2019 (author) Help / Log out

New Submission Submission 179 ICMPT2019 CFP2 News EasyChair

### ICMPT2019 Submission 179

If you want to **change any information** about your paper, use links in the upper right corner.

For all questions related to processing your submission you should contact the conference organizers. [Click here to see information about this conference.](#)

All **reviews sent to you** can be found at the bottom of this page.

[Update information](#)  
[Update authors](#)  
[Update file](#)  
[Withdraw](#)

**The file has been uploaded!**

#### Paper 179

Title:	This is a specimen ab title
Paper:	(Feb 22, 09:41 GMT) quadrupole exciton ICMPT CHECK
Author keywords:	polariton WGM BEC